

ESCWA STATISTICS DIVISION AND SDGs

Economic And Social Commission For Western Asia



UNITED NATIONS

الاسفوا

ESCWA



Table of Content

Statistics Division Programme

SDG Activities and Outputs

The Way Forward



Leading the Arab system of official statistics to success and growth



Assisting national statistical systems of the Arab states with a view to:

- **Implementing methods and techniques based on standards**
- **Increasing data production and clearing gaps**
- **Aligning statistics with policy needs**



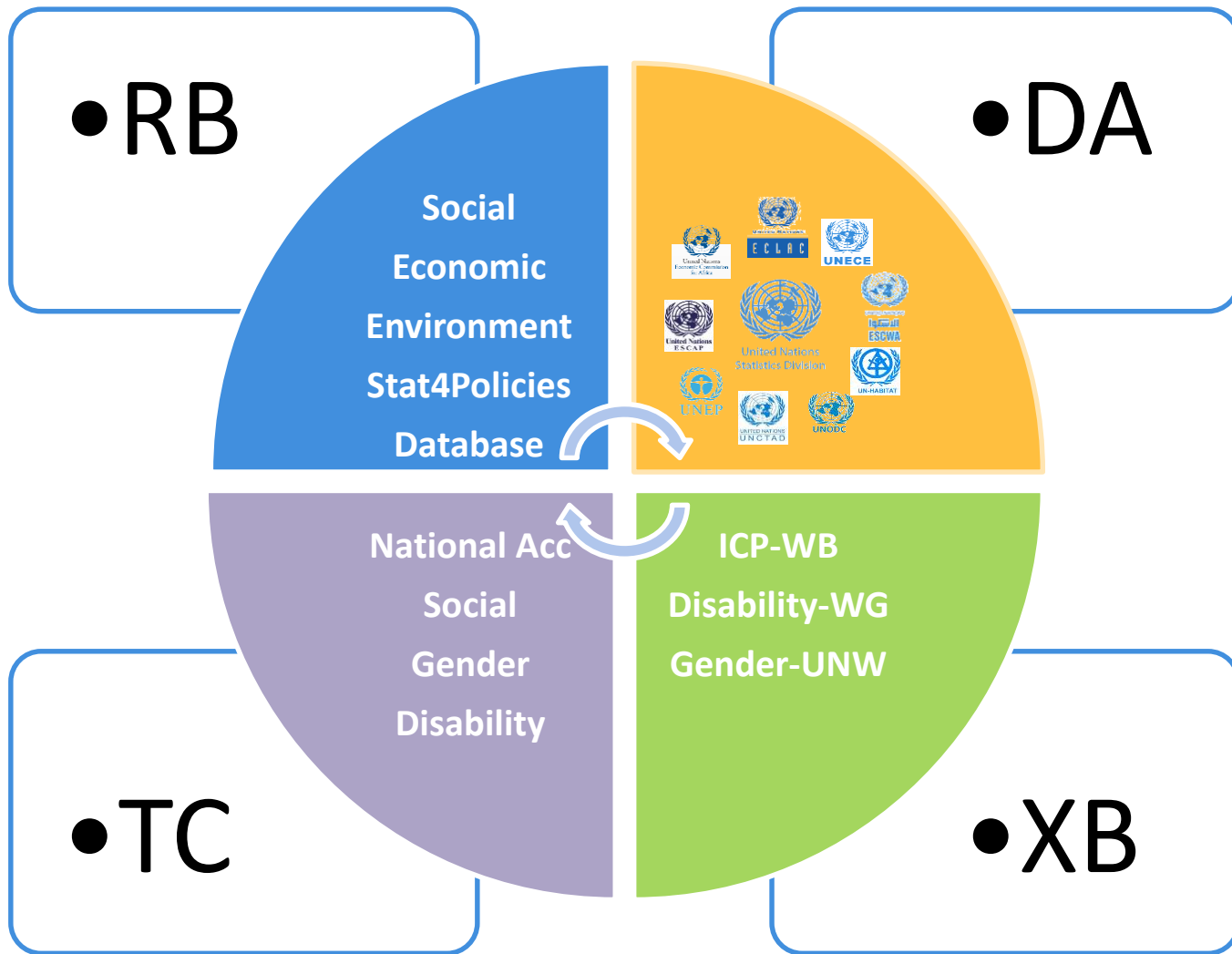
Fundamental Principles of Official Statistics (A/RES/68/261)

Principles governing Intl. Statistical Activities (CEB / CCSA)

WHAT WE DO



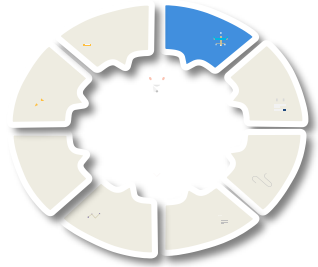
ESCWA Statistics Division Programme



Expected accomplishment:

National statistical offices implement methodologies in line with good practices and international standards and recommendations.





Quality national SDG datasets

- Assist populate SDG datasets
- Construct complete, verify, standardize time series
- Ensure indicators with identified sources, definitions, calculations
- Increase dissemination of disaggregated indicators
- Establish 2016 official baselines

Outcome is official standardized country data and metadata that would serve national, regional and global monitoring and reporting

SD compiled country datasets in 11 policy areas:

- Poverty & Benefits
- Agriculture & Livestock
- Population & Health
- Education
- Violence & Time Use
- Access
- Power
- Labor
- Economics
- Transport
- Environment

Assessment of country data

- Discrepancy with international source
 - Assessing metadata: source, definition and calc

Indicator Ref	Series Description	Source type	Age group	Location	Sex	Unit	Unit multi	1989 FN	1990 FN
5.5.1	Proportion of seats held by women in national parliaments	Not available	All age rang	Total	Female	Percent	Units		
									11.6 ICR
5.5.1/N	Proportion of seats held by women in national parliaments		All age rang	Total	Female	Percent	Units		13.2 MDGR
									10.8 W & M

- Discrepancy in national reporting
 - Establishing official source of indicator

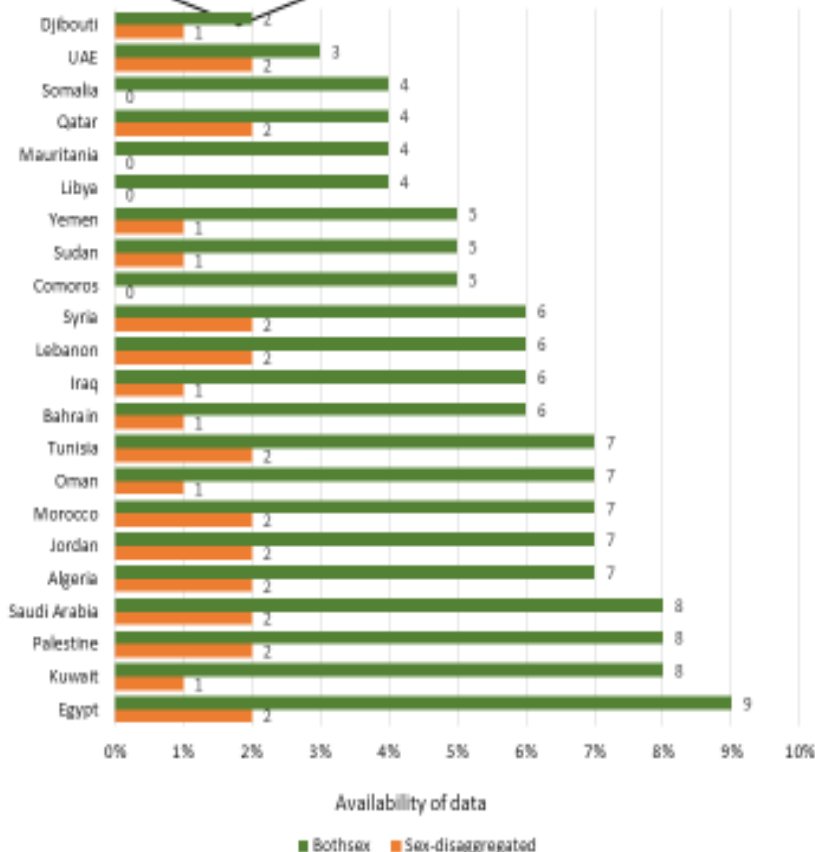
Indicator Ref	Series Description	FN	1999 FN	2000 FN	2005 FN	2006 FN	2007 FN	2008 FN
4.2.1	Percentage of children aged 36-59 months who are developmentally on track in at least three of the following domains: literacy-numeracy, physical development, social-emotional development and learning							
4.2.1/N	Percentage of children aged 36-59 months who are developmentally on track in at least three of the following domains: literacy-numeracy, physical development, social-emotional development and learning			MICS 2000		MICS 2006		

- Availability in Global SDG DB
 - Engaging with custodian agency

Assessment of data disaggregation

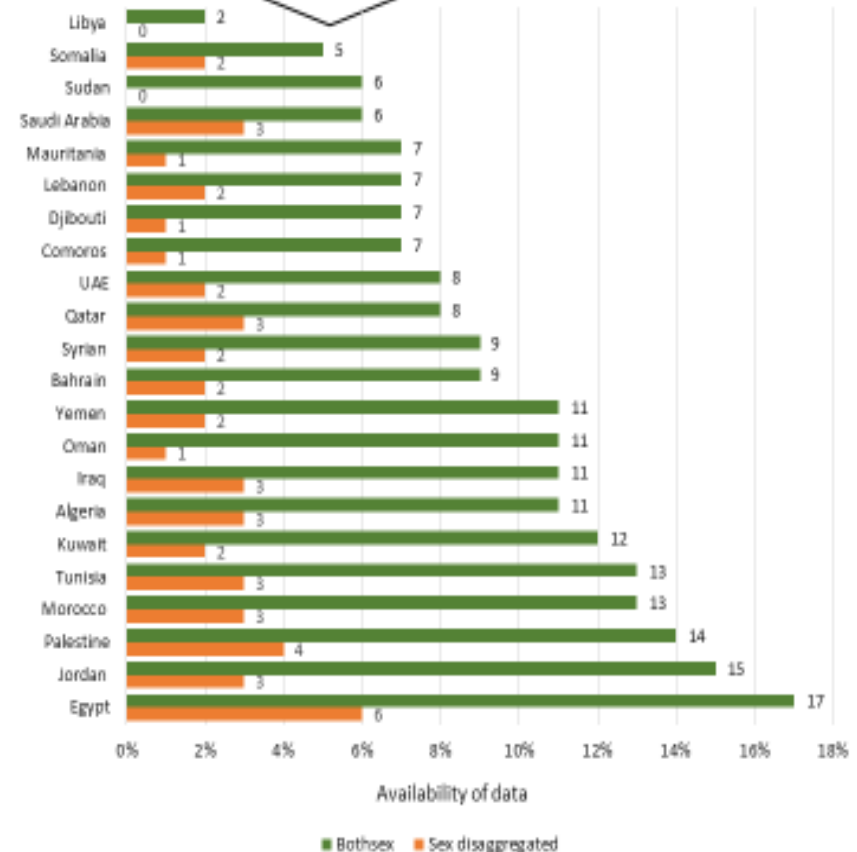
2017

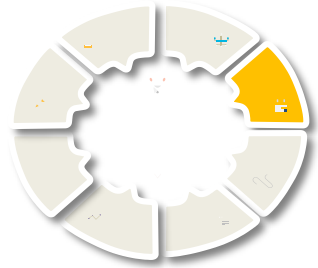
- Tier I sex-disaggregated - 18 indicators
- Highest Egypt 9% however only 2% is disaggregated
- Lowest Djibouti 2%, & 1% is disaggregated by sex
- Regional average gender related indicators is 6%; and only 1% is disaggregated by sex



2018

- Tier I sex-disaggregated - 36 indicators – increased
- Highest Egypt sex disaggregation increased 2%-6%
- Djibouti & Libya no change in sex disaggregation
- Regional average for gender related indicators increased to 10%, and sex disaggregated decreased to 2%





E-Handbook on SDG Framework and Metadata

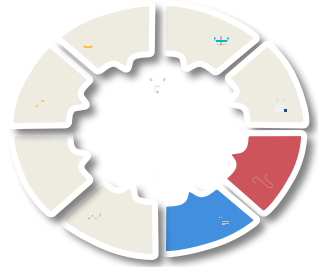
Provides up- to-date information and enhances knowledge on to data producers and users to improve collection, compilation and analysis.

The E-handbook includes the following:
provides metadata of each indicator in both the Arabic and the English languages

- Sustainable Development Goals and indicators
- Metadata for each indicator
- List of focal points for each indicator
- Tier classification of each indicator
- Background information
- Resources (videos, e-learning, good practices..

<https://www.unescwa.org/ehandbook-sdg-framework-metadata>





CAPACITY BUILDING ACTIVITIES

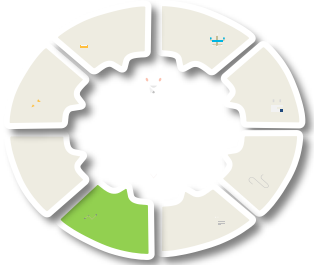


Regional & National Workshops

- Policy areas: Enviro, Human settlement for the new urban agenda, population, Multidimensional poverty..
- Disaggregation: sex, disability, migration, ..
- Tools: big data, civil registration, administrative records, geospatial technologies, SDMX,..

Advisory services

- Quality SDG country data
- National accounts
- VAW
- Improve monitoring and presentation of data
- Assessment of statistical environment, NSDS



OUTREACH INTEGRATED PROGRAMMES



Gender Statistics Toolkit



The United Nations Economic and Social Commission for Western Asia (ESCWA) is pleased to present its first integrated Toolkit on Gender Statistics in the Arabic language.

The Gender Statistics Toolkit, developed by the Statistics Division at ESCWA, includes two tools:

- E-learning on Gender Statistics
- The Gender Statistics Curricula

The Gender Statistics Toolkit aims to enhance the capabilities of those concerned in producing and using gender statistics to monitor progress towards gender equality and the empowerment of women through improved programmes and policies.

Upon successful completion of the e-learning (<https://elearning.unescwa.org>), the learner will receive a certificate.

Certified individuals will be eligible to enroll in national and regional workshops based on the Gender Statistics Curricula, organized by certified focal points. Successful trainees will be awarded an additional certificate of achievement.



Beneficiaries

The Gender Statistics Curricula, though both tools, aim to enhance knowledge in gender statistics and build the capacity of national statistical offices, including the national statistical systems,

and a broad range of data providers and users such as policymakers, media, non-governmental organizations, and researchers in national and international agencies.

The Gender Statistics Curricula

The Gender Statistics Curricula include the following five modules:

- Gender concepts and issues
- The importance of gender statistics
- The conceptual frame of gender statistics analysis
- Measurements of gender statistics
- Presenting gender statistics



E-learning

The Gender Statistics E-learning Software (<https://elearning.unescwa.org>) is a user-friendly e-learning programme which utilizes a variety of methods to stimulate trainees' interest in a curriculum that addresses gender issues and priorities.

The five modules present concepts and practice examples through animated dialogues among a diverse group of characters from both sexes. To elaborate on and understand gender concepts and issues, various methods are employed, such as including clips of Arabic movies; animation of popular folkloric story into a colored cartoon, along with hands-on exercises in each module.

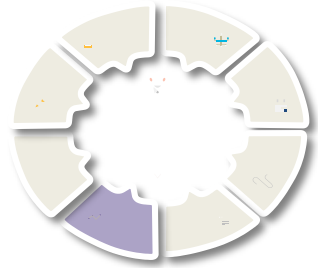
To deal with statistics and indicators, infographic presentations are used to convey messages through charts and images of women, men, children, and elderly, reflecting diversity in culture in a harmonious and consistent blend of animation and color. To maintain consistency between the different types of presentations used in this programme, colors in all the screens were harmonized using a flat design.

Moreover, the e-learning platform can be used by individuals with functioning difficulties. Excerpts from the texts are presented under each screen to allow trainees to follow the dialogue easily.




Integrated Gender Statistics Toolkit





INTERAGENCY AND EXPERT GROUP MEETINGS



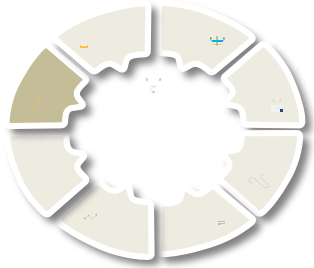
Expert Group Meetings

- Technical Advisory Group on Demographic and Social Statistics
- Technical Advisory Group on Economic Statistics
- Inter-agency and Expert Group meeting on Gender Statistics
- Inter-agency and Expert Group meeting on Disability Statistics



Focused EGM

- EGM Tracking progress toward the implementation of energy related SDGs in the Arab Region 24-25 Jan 17 Beirut
- Meeting on Human settlements data for the “New Urban Agenda”

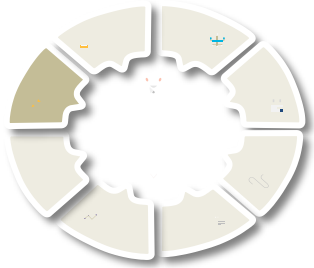


TECHNICAL PUBLICATIONS

REGIONAL SDGs GUIDELINES

- REGIONAL GENERIC LAW
- REGIONAL FRAMEWORK Consultative Meeting on the Implementation Framework for the Environmental Dimension of the 2030 Agenda in the Arab Region from 18 to 21 September 2017
- HH SURVEY TOOLKITS
 - VAW & TUS HH QUESTIONNAIRE
- IMPROVE COLLECTION AND CALCULATION OF SDG DATA:
 - DISABILITY DATA COLLECTION
 - SDG 5 STATISTICS & POLICY




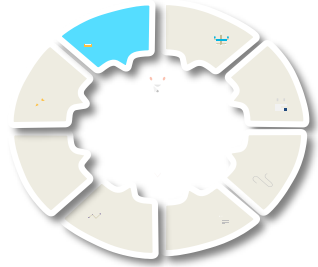


TECHNICAL PUBLICATIONS

MONITORING

- SDG PROGRESS REPORT
- GOAL TRACER
- DISABILITY IN SDGS
 - Statistics for Policy SG & SDD
- GENDER GAPS IN SDGs





SDG DATABASE

ESCWA SDG DATA PORTAL FOR 22 ARAB COUNTRIES

- + NATIONAL DATABASE
- + SDGs DASHBOARD

SDG Data Labs – Reconciling data differences btw national and international sources

FEDERATED STATISTICAL INFORMATION SYSTEM FOR SDGs

- + NATIONAL DASHBOARDS FOR COUNTRY DATA – ESRI

Way Forward

It is a process to develop gradually

- Improve statistical environment and processes
- Improve data quality
- Establish a platform for national reporting & success stories
- Publish available indicators to eliminate reporting burden
- Revisit - align to standards and produce disaggregated data
- Add new indicators, use proxies where not available
- Develop sources of data-more partnerships and training
- Monitor progress and impact

THANK YOU

Economic And Social Commission For Western Asia



UNITED NATIONS

الاسكوا
ESCWA